



florist

breeding &
propagation

Patio Gerbera

The Finishing Touch

2019 - 2020

Tissue Culture Young Plants



cultivation manual

Patio Gerbera



substrate

Substrate for transplanting

- Use a well draining, coarse substrate for successful rooting
- pH between 5,5 - 5,8
- EC around 1,0 - 1,5

Watch the pH; a high pH can cause chlorotic leaves.



irrigation

Start with overhead irrigation (for strong root development). When the flower buds appear, ebb/flow or drip tubes are preferred.

Irrigation timing: in the morning.

Watering: Gerbera prefers a moderate to dry soil condition.



pots

The young plants can be transplanted in 19-25 cm / 7-10" pots. Transplant the plant in the center of the pot, with the top of the plug leveling the surface of substrate. Use pots with at least 6 drainage holes and a lip. After transplanting place the pots pot-tight for an optimal micro climate.

Recommended fertilizer

pH	NH ₄ ppm	K ppm	Ca ppm	Mg ppm	NO ₃ ppm	Cl ppm	SO ₄ ppm	P ppm	Fe ppm	Mn ppm	Zn ppm	B ppm	Cu ppm	Mo ppm
5,7	9	196	188	44	682	60	192	56	2,24	0,27	0,33	0,38	0,06	0,10

↑ depending on pH and water quality

EC

Start phase 1-6 weeks: 1,5 - 2,0

Flowering phase: 2,0 - 2,8

Or use a basic NPK fertilizer, such as: 18-9-18 or 17-5-17 with added micro elements.



optimal climate

The drop in night temperature allows the plant to set several buds and finish with a full canopy of colour.

During dark wintertimes artificial lighting is recommended to maintain the product quality. Add approx. 5.500 lux (510 f.c.) to ensure optimal light levels.



wk	day & night	RH	light
1-3	18-20°C / 64-68°F	<80%	300 Watt/m ² 30.000 lux / 2.750 f.c.
4-6	18-20°C / 64-68°F	<80%	400-500 Watt/m ² 40.000-50.000 lux / 3.500-4.500 f.c.
7-12	day 18-19°C / 64-66°F night 15-16°C / 59-61°F	<80%	500-600 Watt/m ² 50.000-60.000 lux / 4.500-5.500 f.c.



spacing

As soon as the leaves touch, the plants can be spaced. This is approximately 6 to 8 weeks after transplanting.

- Average pot size: 19cm / 7" pot
- transplanted: 24 plants per m² / 3 per ft²
 - spaced: 8 plants per m² / 1 per ft²



general remarks

- Irrigation management is the key. Overwatering is a common cause of low quality and high crop losses.
- There is no need for Plant Growth Regulators.
- Common challenges: leaf miner, white fly, thrips, botrytis, powdery mildew, broad mites/cyclamen mites, aphids, pythium and phytophthora.
- For custom growing recommendations based on your specific environment please contact Florist Holland BV



finishing

Around 6 to 10 weeks after transplanting the first flowers will appear. Pinch the first buds to stimulate the plant to create more buds for multiple open flowers at point of sale.

Retail ready

We advise to have at least 3 flowers open and buds in the plant at time of sale. Timetable after transplanting, depending on climate conditions and pot size:

In summer	12 to 16 weeks
In winter	16 to 20 weeks

Florist Holland B.V.
P.O. Box 3
1430 AA, Aalsmeer
the Netherlands

T +31 (0) 297 328 229
E info@floristholland.com
I www.floristholland.com

florist
breeding & propagation

The guidelines in this manual are based on North European climate conditions and can be used as a starting point. Crop times may vary depending on the climate, location, time of year and greenhouse environmental conditions.

Patio Gerbera Bicolors



Fundy®



Capitol Reef®



Karoo®



Painted Desert®



Volcanoes®



Flowering period:

From late spring until
early autumn

Grows to height/width:




Plant height: 18 to 20 inch / 45 to 50 cm
Plant width: 16 to 18 inch / 40 to 45 cm

Habit:

Upright, mounding

Patio Gerbera

Key features of Patio Gerbera®

-  WOW! These flowers are huge and stylish!
-  Rich flowering from late spring to early autumn
-  Bonus: Pick your own flowers



7 - 12 inch
19 - 30 cm



3,5 - 6 inch
9 - 16 cm

Patio Gerbera

Solid colors



Bighorn®



Glacier®



Great Smoky Mountains®



Kruger®



Pinnacles®



Orange County®



Sedona®



Serengeti®

Patio Gerberas are voluminous plants with stunning palm-size flowers, for an instant WOW effect at the front door, patio, terrace or veranda. Patio Gerbera is available in a wide range of varieties, from solid colors to beautiful bicolors. With its show-stopping flowers Patio Gerbera is a true retail favorite.

Retail merchandising/display suggestions

Clustered in large containers Patio Gerberas offer a great burst of beauty. The long-lasting, successive flowers will hold their color for weeks. Patio Gerberas are a great alternative to a gift bouquet.

Patio Gerbera Assortment

This isn't all! Our complete Patio Gerbera assortment consists of:



- Bighorn®
- Capitol Reef®
- Everglades® *Florglades*
- Fundy® *Flofundy*
- Glacier® *Floglacier*
- Grand Canyon® *Florgrand*
- Great Smoky Mountains® *Flosmoky*
- Karoo® *Florkaroo*
- Kruger® *Flokruger*
- Olympic® *Florolympic*
- Orange County®
- Painted Desert®
- Pinnacles® **NEW**
- Redwood®
- Sedona®
- Serengeti® *Flogeri*
- Volcanoes® *Flocanoes*

What to order

Choose the type of starting material that suits your business best:

- Stage 3 TC plants
- Rooted young plants/liners

Ask your representative for more information

There are also promotional items available, for example banners and product tags.



Stage 3 TC Plants



Rooted young plants



Product tag



Banners